

DESCRIPTION

- Fixed mount vandal resistant showerhead
- All metal construction
- Brass swivel ball assembly
- Vandal resistant set screws
- Chrome or Classic Brushed Nickel (CBN) finish

FLOW

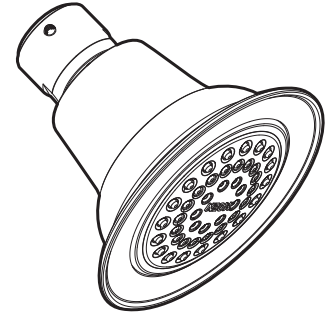
- **5263** (2.5 gpm/9.5 L/min) - Chrome finish
- **5263CBN** (2.5 gpm/9.5 L/min) - Classic Brushed Nickel finish
- **5263EP17** (1.75 gpm/6.6 L/min) - Chrome finish; **WaterSense® certified**
- **5263EP17CBN** (1.75 gpm/6.6 L/min) - Classic Brushed Nickel finish; **WaterSense® certified**
- **5263EP15** (1.5 gpm/5.7 L/min) - Chrome finish; **WaterSense® certified**
- **5263EP15CBN** (1.5 gpm/5.7 L/min) - Classic Brushed Nickel finish; **WaterSense® certified**
- 45 self cleaning spray formers

STANDARDS

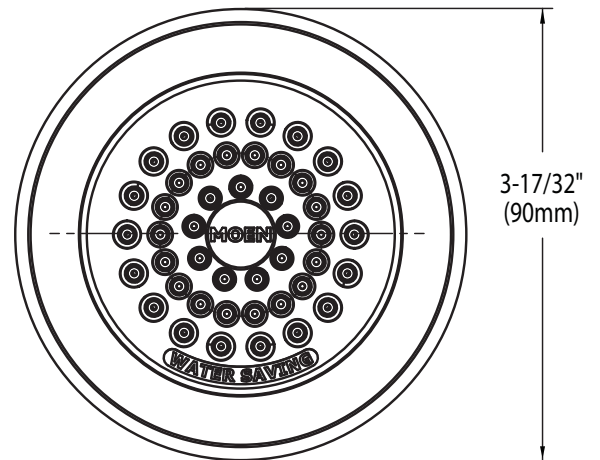
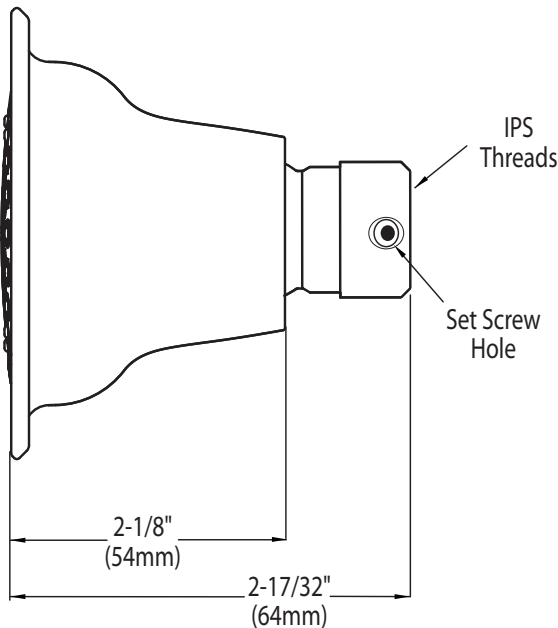
- Designed and manufactured to comply with the requirements of: ASME A112.18.1/CSA B125.1 and all requirements referenced therein
- Third party certified to WaterSense® (only applies to 1.75gpm and 1.5 gpm)

WARRANTY

- Warranted for 5 year against material or manufacturing defects



Single Function Showerhead



CRITICAL DIMENSIONS

(DO NOT SCALE)